



ILLINOIS HOLOCAUST MUSEUM  
& EDUCATION CENTER

# Field Trip Planning Packet



*Grades 3-12*

*The Illinois Holocaust Museum is dedicated to preserving the legacy of the Holocaust by honoring the memories of those who were lost and by teaching universal lessons that combat hatred, prejudice and indifference. The Museum fulfills its mission through the exhibition, preservation and interpretation of its collections and through education programs and initiatives that foster the promotion of human rights and the elimination of genocide.*

9603 Woods Drive Skokie, IL 60077

[www.ilholocaustmuseum.org](http://www.ilholocaustmuseum.org)

# Welcome!

*Thank you for choosing to visit the  
Illinois Holocaust Museum &  
Education Center.*

IHMEC is dedicated to preserving the legacy of the Holocaust by honoring the memories of those who were lost and by teaching universal lessons that combat hatred, prejudice and indifference. The museum fulfills its mission through the exhibition, preservation and interpretation of its collections and through education programs and initiatives that foster the promotion of human rights and the elimination of genocide.

This Pre-Visit packet was developed to prepare you and your students for your visit to the Museum. For all school groups, a visit to the Museum is inquiry-based: we ask students to respond to materials they see on their Museum tour while involving them in a conversation about the meaning and relevance of the objects they see, stories they hear and experiences they participate in. An Illinois Holocaust Museum visit is meant to engage students and spark their interest. If we succeed, students will leave with more questions than answers, as well as a desire to learn more.

## HOW TO PREPARE YOUR STUDENTS FOR A VISIT

We are confident that the contents of this pre-visit packet will enable you to maximize the educational potential of your visit and engage all of your students.

## CONTENTS

Introduction.....	1
Did You Know.....	2
Top Seven Reasons to Take a Field Trip to the Illinois Holocaust Museum.....	3
Plan Your Field Trip.....	4
Planning Tips Pre-Visit Check-list	
Exhibitions.....	5
Special Exhibitions Memorial Areas	
FAQ.....	8
Arrival/Departure.....	10
After Your Tour.....	12
Location.....	13
Museum Maps.....	14

We do encourage you to visit our website for additional and helpful pre-visit resources such as, an Exhibition Guide. Pre-visit activities, field trip observation worksheet, and post-visit materials. You will also find resources, such as

a Holocaust Chronology or Glossary, to photocopy and give as handouts to students.

## Did You Know?

- The Illinois Holocaust Museum & Education Center is the second largest Holocaust Museum in the country.
- The Museum's Karkomi Holocaust Exhibition has over 500 artifacts, documents, and photographs on display, as well as a 20<sup>th</sup> Century German rail car of the type used during the Holocaust.
- Illinois became the first state in the entire country to mandate the teaching of the Holocaust in all public elementary and high schools, effective January 1, 1990. In 2005, the Museum helped expand the Mandate to include the study of other modern genocides.
- The Museum was created in response to an attempted Neo-Nazi demonstration in Skokie, IL in the late 1970s, where at the time 7,000 survivors of the Holocaust lived.
- The architectural features of the Illinois Holocaust Museum & Education Center affirm its place as both monument and memorial. Designed by renowned Chicago architect Stanley Tigerman, the 65,000-square-foot space incorporates historical and emotional symbolism as a response to the inhumanity of the Holocaust.
- A visit to the Illinois Holocaust Museum & Education Center aligns with Common Core State Standards for Social Studies, and English Language Arts. Students can practice reading and comprehending informational texts. They can also analyze content in multiple formats of media, as well as write informative/explanatory narratives based on their field trip experience.

# Top Seven Reasons to Take a Field Trip to the Illinois Holocaust Museum & Education Center

1. Enhance student learning of history of the Holocaust as told through the personal belongings, photographs, historical records, and stories of local survivors and eyewitnesses.
2. Teach students why, how, what, when and where the Holocaust took place, including key historical trends/antecedents that led up to and culminated in the "final solution."
3. Apply examination and questioning of primary and secondary sources through the use of film, interactive text and graphics, diaries, letters, newspapers, and first-person testimony, actively engaging students in a direct connection with the ideas of those involved in the Holocaust, and bringing a more personal dimension.
4. Improve critical thinking and problem-solving skills by transforming history into lessons for today, inviting students to discuss the power of choice, responsibility, citizenship, and human rights, and to discover what influences our decisions to act as bystanders or upstanders in response to inhumanity.
5. Increase historical empathy and civic engagement by empowering students to take a stand for themselves and on behalf of others while motivating students to take informed, constructive, collaborative, and positive action in their community and around the world.
6. Apply historical knowledge to real and relevant problems today. Connect the history and lessons of the Holocaust with other modern genocides and human/civil rights issues locally, nationally, or around the world
7. Offers students a unique experience that cannot be replicated in the classroom.

# Plan Your Trip

It's easy! To schedule your field trip, complete the registration form at our website [www.ilholocaustmuseum.org](http://www.ilholocaustmuseum.org). Due to popularity of school group visits, reservations must be made in advance. Your visit will be confirmed via email within 10 business days of your request. If you don't receive a confirmation letter, call 847.967.4840. We look forward to your visit.

## Planning Tips

- Expect your group journey through the Museum to take a minimum of 3 hours.
- Indicate the size of your group. Maximum size of group is 160 for a Docent led tour. Please note: we are following the COVID-19 guidelines laid out by the State of Illinois and Governor Pritzker, and final group size will be dependent on current guidelines at the time of your field trip.
- **Divide your students into groups of 20 prior to arriving at the Museum.**
- Secure one chaperone for every ten students. Each adult exceeding the 1:10 ratio will be charged \$18.
- **Color code** each group of students.
- **For your safety**, all items brought into the Museum are subject to inspection.
- **Backpacks are not allowed in exhibition spaces.** Large items will need to be left on the bus.
- Pens of any kind are not allowed in the exhibition areas. Only pencils are allowed
- **Be quiet and respectful of others.** Please do not use your cell phones.
- We ask that students bring headphones/earbuds with them for Museum Audio equipment.
- Please note that we are a cashless Museum. Legacy Shop purchases must be made with a debit/credit card.

Students, ages 8-22	\$8 Jan-June
Special incentive pricing	\$5 Jul-Oct \$6 Nov-Dec
Chaperones up to 1:10 ratio	FREE
Medical / Behavioral Aides	FREE
Bus Drivers / Tour Operators	FREE
Chaperones above 1:10 ratio	\$18.00

# Previsit Check List

- ☐ Prepare to register online at [www.ilholocaustmuseum.org](http://www.ilholocaustmuseum.org)
  - Choose three potential field trip dates
  - Determine total number of students and chaperones
- ☐ Complete the online field trip application.
- ☐ Complete necessary school paperwork (e.g. field trip application, student permission slips, etc.
- ☐ Coordinate transportation.
- ☐ Recruit Chaperones.
- ☐ Divide students into groups of 20 with one chaperone per 10 students. Each student should wear a nametag.
- ☐ Pass out this pre-visit packet to chaperones with maps.
- ☐ [Review policies of Museum.](#)

## Our Exhibitions

### Karkomi Holocaust Exhibition

The Zev and Shifra Karkomi Holocaust Exhibition tells the story of the Holocaust, from pre-war German life, to ghettos and concentration camps, to eventual liberation and resettlement throughout the world, with a special focus on post-war life in Skokie. More than 500 artifacts, documents, and photographs help illustrate the narrative of the Holocaust, while testimonies from local survivors add personal detail. A German rail car of the type used in Nazi deportation programs sits in the center of the building. The exhibition concludes with a summary film in the Pritzker Theater that connects the lessons of the Holocaust with other genocides.



Illinois Holocaust Museum: Rucksack (courtesy of Boris Kacel); Jewish Stars (courtesy of Rudi Lerf / courtesy of Milton Kohn / courtesy of Sabine and Harry Posmantier); Suitcase (courtesy of Mr. and Mrs. Michael G. Strauss); Child's dress (in memory of Cantor Leopold Fleischer and family)



# Special Exhibitions



## GHOST ARMY: THE COMBAT CON ARTISTS OF WWII

June 16, 2022 – January 2, 2023

Ghost Army: The Combat Con Artists of World War II tells the heroic tale of the top-secret U.S. Army's 23rd Headquarters Special Troops, known as the "Ghost Army," and their covert operations across Europe that helped win the war, armed with nothing heavier than .50 caliber machine guns. This carefully selected group of artists, engineers, professional soldiers, and draftees—the first mobile, multimedia, tactical deception unit in U.S. Army history—saved thousands of lives and played an important part in Allied victory in World War II.

Consisting of 82 officers and 1,023 men, this top-secret unit was capable of simulating two whole divisions (approximately 30,000 men) and used inflatable tanks and vehicles, fake radio traffic, sound effects, and even phony generals to fool German forces during WWII's final year. Originally curated by The National WWII Museum, Ghost Army sheds light on a story that was kept secret for over 50 years after the war ended.

The exhibition will detail the 22 large-scale deceptions launched by the "Ghost Army" from Normandy to the Rhine River between D-Day and the end of the war. Featured artifacts include artwork, uniforms, and inflatable tanks and planes, as well as text panels detailing unit operations, profiles of unit officers, archival photography, and sketches from unit officers that educate visitors on these unlikely heroes.

Ghost Army: The Combat Con Artists of World War II was produced by The National World War II Museum.



## CHIM: BETWEEN DEVESTATION AND RESURRECTION

September 22, 2022 – February 2, 2024

Chim: Between Devastation and Resurrection shines a light on oft-overlooked details about the aftermath of World War II on civilians throughout Europe. This exhibition by preeminent 20th-century photojournalist David Seymour, also known as Chim, (born Dawid Szymin, 1911-1956), thoughtfully presents the reconstruction of post-war Europe, workers' rights efforts, resistance, and above all, survival.

Though framed by the destruction and devastation of war, Chim focuses primarily on ordinary people and the intimacy of their daily lives, providing an overview of the aftermath of World War II in major European nations. Several of these photos are among the most iconic and recognizable of the era.

Chim: From Destruction to Resurrection is excerpted from *We Went Back: Photographs from Europe 1933-1956* by Chim, organized by the International Center of Photography and made possible by the John and Anna Maria Phillips Foundation and National Endowment for the Arts.



## THE NEGRO MOTORIST GREEN BOOK

### January 29, 2023 – April 23, 2023

The Negro Motorist Green Book highlights the history of “The Green Book,” the annual guide created in 1936 by Harlem postman Victor Green, that provided African American travelers with information on restaurants, gas stations, department stores and other businesses that welcomed Black travelers during the Jim Crow era.

welcomed Black travelers during the Jim Crow era.

Developed by the Smithsonian Institution Traveling Exhibition Service (SITES) in collaboration with award-winning author, photographer, and cultural documentarian, Candacy Taylor, Green Book offers an immersive look at the reality of travel for African Americans in mid-century America, and how the guide served as an indispensable resource for the nation’s rising African American middle class. In an era of Jim Crow laws and “sundown towns” – communities that explicitly prohibited African Americans from staying overnight – “The Green Book” offered critical, life-saving information and sanctuary.

The exhibition includes artifacts from business signs and postcards to historic footage, images, and firsthand accounts that illustrate not just the apprehension felt by African American travelers, but also the resilience, innovation, and elegance of people choosing to live a full American existence. It brings focus to a vibrant parallel world of African American businesses, the rise of the Black leisure class in the United States, and the important role “The Green Book” played in facilitating the second wave of the Great Migration.

The Negro Motorist Green Book was created by the Smithsonian Institution Traveling Exhibition Service in collaboration with Candacy Taylor and made possible through the generous support of Exxon Mobil Corporation.

## Room of Remembrance and Hall of Reflection

The Room of Remembrance pays special homage to the 6 million Jews murdered during the Holocaust. Representative names of victims line the walls in a moving tribute to those who were lost. The inspirational Pritzker Hall of Reflection provides a forum for peaceful discussion and contemplation for groups and individuals.





# Frequently Asked Questions

## How long is a docent- guided tour?

Docent-led field trips are two to three hours in length, based on tour option selected, and not including lunch. Lunch is an additional 20 minutes before or after your tour, and depending on tour option selected.

## What is your chaperone policy?

- We require two chaperones, 21 years of age or older, for every twenty (20) students. No exceptions will be made to this policy. Chaperones within the 1:10 ratio are admitted free of charge.
- Medical/behavioral aides accompanying special needs students, over and above the 1:10 ratio are also granted complimentary admission.
- Additional chaperones not serving as necessary aides are charged the group tour fee of \$15/adult.
- Bus drivers and tour operators are granted complimentary admission.
- College/University field trips do not require chaperones.

## How do I divide or organize my students prior to my field trip? Do I need to create name tags?

We ask that you please divide your students evenly into color coded groups of no more than 20 before your field trip. Assign two chaperones per group.

Number of Students	Number of Small Groups
10-20	1
21-40	2
41-60	3
61-80	4
81-100	5
101-120	6
121-140	7
141-160	8

Please have each student and teacher/chaperone wear a name tag that identifies each individual by first name and is written in bold black marker. The easiest way to accomplish this is to use 2" x 4" Address Labels! Mark each individual name tag with the color of their group.

## Can my group hear a Holocaust eyewitness during our visit?

Whenever possible presentations from our Speakers' Bureau are arranged for scheduled field tours depending on tour option selected. Presentations are 40 minutes in length, including Q&A.

## May our group bring lunch to eat before or after our tour? Can we purchase lunch on-site at the Museum?

Lunchroom facilities must be reserved, and are available on a first-come, first-served basis. Be sure to request the Student Dining Hall on your field trip request form if you would like your students to eat at the Museum.

Lunches are not available for purchase. However, groups that have confirmed Student Dining Hall reservations should bring student lunches in disposable paper or plastic bags, not hard or soft reusable lunch bags. Lunches should be put in labeled cardboard boxes by group color and school name. **Do not put lunches in large garbage bags.** When you arrive, a Museum representative will ask for student volunteers to bring lunches inside the Museum. Museum staff will store lunches during your tour; refrigeration is not available. Remind students and chaperones that they will not have access to their lunches during the tour and should keep any valuables with them at all times.

## Are there suggested learning activities or teaching guidelines you would recommend to prepare for our field trip visit?

Before your visit we recommend you prepare your students for their field trip. You can download suggested learning activities, which include rational, guidelines to teach about the Holocaust, a historical chronology, glossary of geographical and biographical terms, online resources, exhibit summaries, and other materials. Please visit us at <http://www.ilholocaustmuseum.org/pre-visit-information/> to learn more.

In addition, the week before your tour a volunteer Museum docent will contact you by telephone to confirm your field trip and gather background information, goals and objectives for your trip. Docents cannot accept or handle any changes to your field trip. Please see below on how to request a change to your field trip request.

## How do I make a change to my field trip request?

In order for the Museum to properly plan for all interested student groups, a **one-time** change may be made to the following:

- Number of Students
- Rescheduling (Date and Time)
- Cancellation
- Addition of Lunchroom

**up to 21 days in advance of the tour, based upon availability.** All changes must be requested in writing to the Education Department, faxed or emailed on official school letterhead or via official school email address. Letters can be faxed to 847.967.4804. **Changes will not be accepted by phone.**

### *Number of Students*

After final confirmation of your student group size, we shall not issue any refunds or make any final balance due adjustments for failure to adhere to the confirmed group size. We reserve the right to invoice schools for any unpaid balance due.

### *Rescheduling (Date and Time)*

Any request to reschedule within 21 days of the field trip date will be considered a cancellation, a new request and deposit must be submitted.

### *Cancellation*

Refunds will not be given for cancelled tour. If your group is unable to travel to the Museum due to extreme weather conditions, please call us at 847.967.4848 as soon as possible. We will make every effort to reschedule your visit, based on availability.

## Arrival/Departure

### *Arrival*

Please plan to arrive at the Museum 10 to 15 minutes prior to your scheduled reservation time. Groups arriving late may have abbreviated tours.

Bus unloading will take place in front of the Museum's main entrance. Buses should enter the signed "Museum Entrance" area and proceed to the "dark side" of the museum building. The lead teacher or group contact should enter the Museum to check-in with a Museum staff member. Meanwhile, student and chaperones should remain seated on the bus until directed to unload by a Museum staff member.

After your group has unloaded please direct your bus driver to the main Museum parking lot on the west side of the Museum where they will find special bus parking slots. Please direct your driver that bus engines must be turned off when parked. Bus drivers and tour escorts are welcome to tour the Museum free of charge.

### *Check-In*

The lead teacher or group contact should present their confirmation letter at the Admissions window.

A volunteer will come on the bus to greet and orient the students. Upon completion of the orientation, teachers should facilitate students exiting the bus (es) in their designated groups, about 20 at a time, to enter the Museum.

Please remember we encourage you to pre-pay your full field trip balance in advance of your visit. If advanced payment is not possible, the balance of your field trip payment is due upon arrival.

Please organize payment in full for the entire school group in the form of credit card, check, or cash (exact change only). We do not accept purchase orders.

## Departure

Following your tour, buses and/or motor coaches should pick up the group in front of the Museum's main exit at your assigned departure time. Buses should enter the signed "Museum Entrance" area and proceed to the "light side" of the Museum building. Please note that if your bus arrives earlier than your scheduled departure time and your group is not ready to depart, they may be asked to "circle" or park elsewhere until the group is ready. Please keep your driver's phone number with you.

## Security

All visitors must pass through metal detectors and have their belongings scanned. For your safety, all items brought into the Illinois Holocaust Museum & Education Center are subject to inspection.

*Please leave all coats, bags, any electronic devices, and valuable personal items back at school or on the bus. **We strongly suggest that students bring their own headphones/earbuds for Museum audio devices on tours.***

Prohibited items:

- Food and beverage (except bagged lunches for groups with Dining Hall reservation)
- Chewing gum and candy
- Writing utensils (pencils, pens, etc.)

Strongly discouraged:

- Student cell phones and/or electronic devices (must be turned off)
- Jewelry or belts made of heavy metal

## Policies

Behavior: Every visitor has a right to enjoy an exciting and educational visit to the Museum. Inappropriate behavior that detracts from others' experience will be dealt with at the discretion of the Illinois Holocaust Museum & Education Center staff or docent volunteer. Such behavior may result in a group being asked to leave the building and could jeopardize future visits to the Museum.

## Accessibility

- Wheelchairs are welcome and may also be checked out from the Museum's Coat Room.
- Upon request, the Museum will provide you with a list of ASL interpreters for the deaf with whom you may arrange a Museum visit at your own expense.
- Service animals are permitted.

# After Your Tour

## Legacy Shop

Visit the Legacy Shop for a variety of youth appropriate books and gift items.

- Books on the Holocaust and respecting differences, including a collection of survivor memoirs and the Museum book, *Memory and Legacy: The Shoah Narrative of the Illinois Holocaust Museum*
- Note cards, magnets, and key chains
- Exceptional designer jewelry
- Fair Trade accessories

All purchases at the Legacy Shop support the Illinois Holocaust Museum & Education Center and its educational programs.

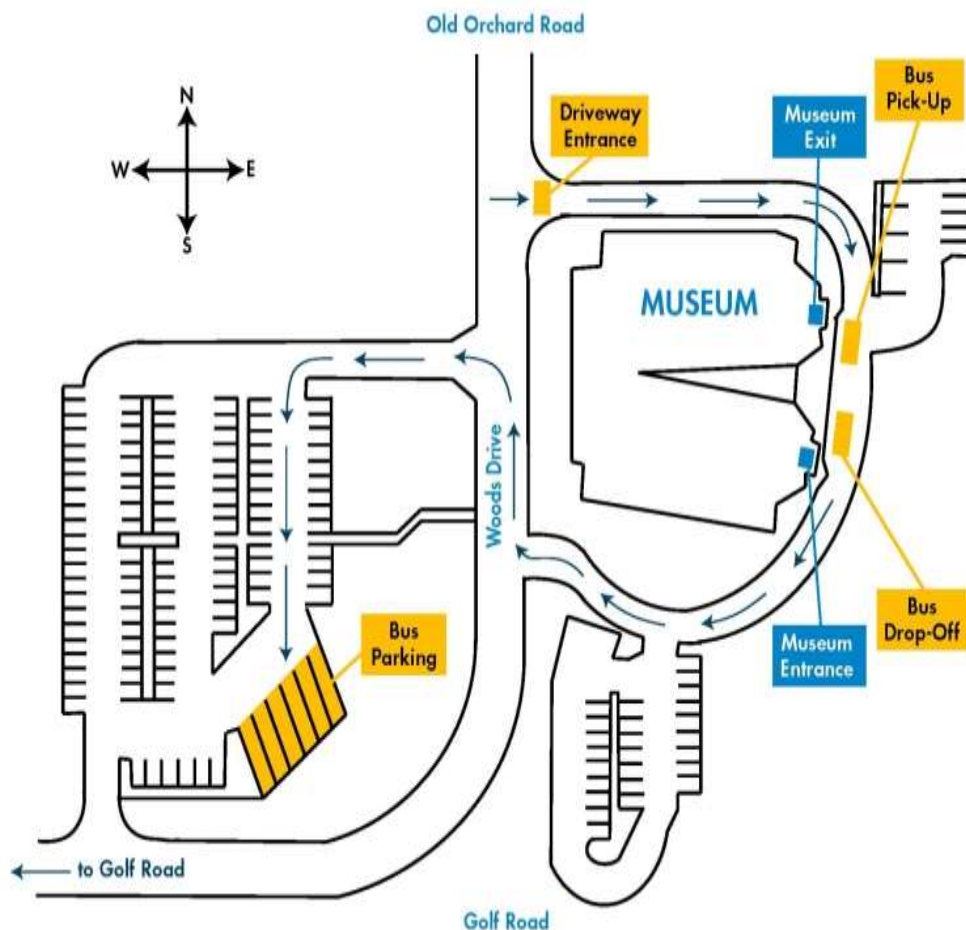
## STUDENT COUPON

After your field trip do not forget to download your students' return coupons, which allows those students who visited on a field trip the opportunity to return for a follow-up visit with their families. Each student is able to return to the Museum free of charge with one paid adult or senior admission.

[www.ilholocaustmuseum.org/studentcoupon](http://www.ilholocaustmuseum.org/studentcoupon)

# Location

9603 Woods Drive, Skokie, IL 60077



## DRIVING - FROM THE SOUTH via I-294:

Take the Tri-State Tollway (I-294) north to the Dempster St. east (US-14) exit. From the exit ramp, turn right onto Dempster Street (US-14). Drive east about 3.5 miles. Turn left onto Waukegan Road. Drive north about 1 mile. Turn right onto Golf Road. Drive east about 2 miles. Turn left onto Woods Drive. The Museum will be on your right.

## DRIVING - FROM THE SOUTH via I-94:

Take the Kennedy Expressway (I-90/94) west. Merge onto the Edens Expressway (I-94) going west to the Old Orchard exit. From the exit ramp, turn left onto Old Orchard Road. Turn left onto Woods Drive, about 1/4 mile down. The Museum will be on your left.

## DRIVING - FROM THE NORTH via I-94:

Take the Edens Expressway (I-94) east to the Old Orchard exit. From the exit ramp, turn right onto Old Orchard Road. Turn left onto Woods Drive, about 1/4 mile down. The Museum will be on your left.



## KARKOMI HOLOCAUST EXHIBITION

- 1 Introductory Film
- 2 Jewish Life Before WWII
- 3 Germany: A Fragile Democracy
- 4 Jewish Community Responds to Nazism
- 5 November Pogroms
- 6 World Response
- 7 Germany Invades and Occupies Europe
- 8 Mosaic of Victims
- 9 Nazi Ideology Spreads West
- 10 The Ghettos
- 11 The Holocaust in the Soviet Union
- 12 The Wannsee Conference
- 13 Deception
- 14 The "Final Solution": Deportation to Killing Centers
- 15 German Rail Car
- 16 Killing Centers
- 17 Jewish Armed Resistance
- 18 Rescuers
- 19 World Response
- 20 Death Marches
- 21 Liberation
- 22 Rebuilding Family and Community
- 23 Seeking Justice
- 24 Departure and Arrival
- 25 New Home: Israel
- 26 New Home: The United States
- 27 Skokie: A Community Responds
- 28 American Awakening/Freedom of Speech
- 29 Closing Film/Pritzker Theater

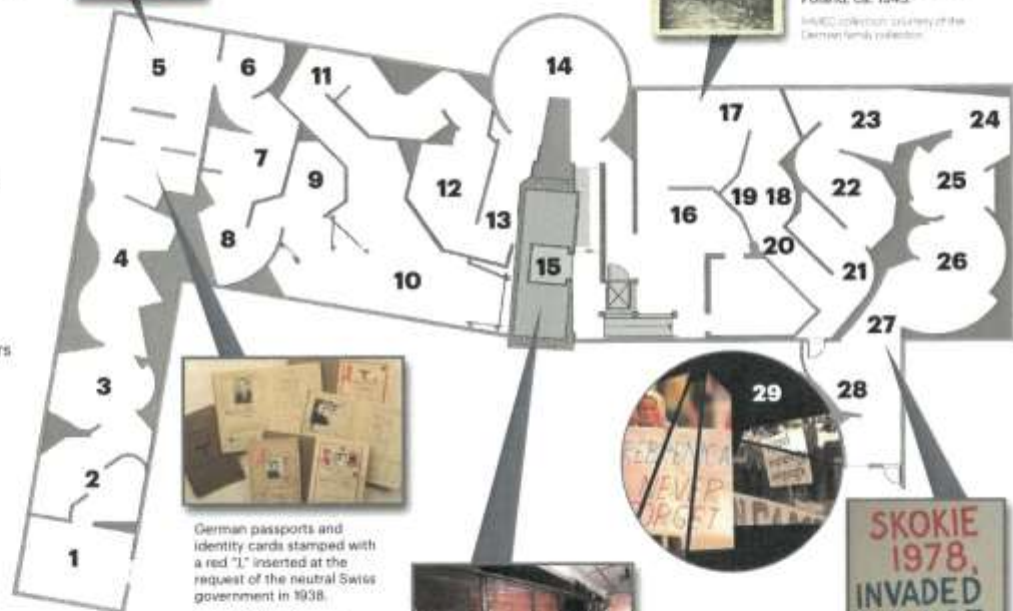


On the evenings of November 9 and 10, 1938, which have come to be known as Kristallnacht—the Night of Broken Glass—the Nazis staged vicious state-sanctioned, antisemitic riots against Jewish communities in Germany and Austria.



Aron (Dereczunski) German escaped deportation and joined Jewish partisans who were fighting in the forest, Poland, ca. 1945.

ILHMEC collection courtesy of the German family collection



German passports and identity cards stamped with a red "L" inserted at the request of the neutral Swiss government in 1938.

ILHMEC collection: "Clammy" of the Gross family, Tom and David (top), and the Gross family collection and drawings of Bipfel Gallagher and Carlos Lindblad (bottom) and others.



A German rail car of the type used in Nazi deportation sits in the center of the building.



Poster made in response to the proposed neo-Nazi march in Skokie.

ILHMEC courtesy of the Chicago Tribune



# ILLINOIS HOLOCAUST MUSEUM & EDUCATION CENTER

Take history to heart. Take a stand for humanity.

## KEY

	Coat Check
	Elevator
	Information Desk
	Men's Restroom
	Women's Restroom
	Gender Inclusive Restroom
	Stairs

## VISITOR GUIDELINES:

- Cell phones must be placed on vibrate/silent.
- In the galleries, only pencils may be used for writing.
- No food, drinks, or gum are allowed outside of designated eating areas.

## PHOTOGRAPHY:

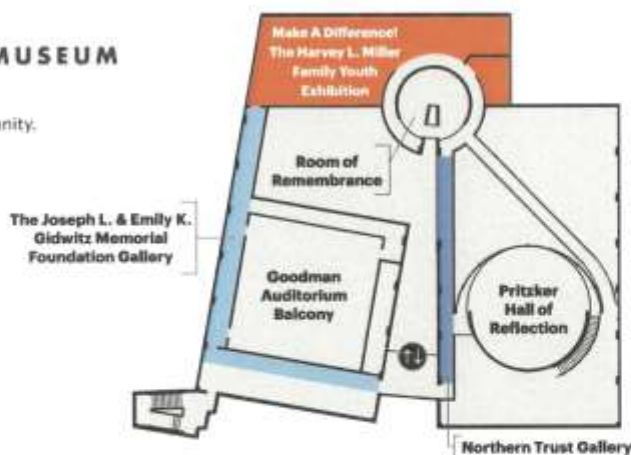
- Photography is encouraged in all public areas of the Museum unless otherwise noted.
- Special exhibition photo rules vary. Please note whether there are "do not photograph" signs at the entrance to the galleries.

TELL US ABOUT YOUR VISIT

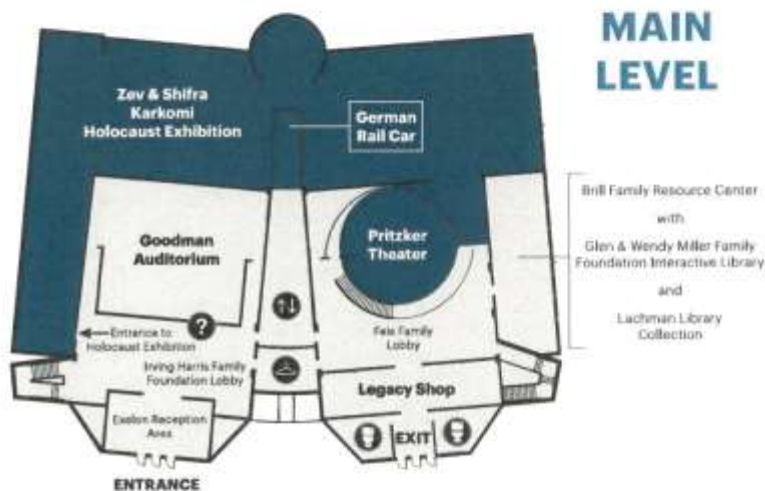


@ihmec #TAKEASTAND

## UPPER LEVEL



## MAIN LEVEL



## LOWER LEVEL

